



1868 - 2022

# tekstilna industrija

Naučni i stručni časopis tekstilne industrije UDK 677+687 ISSN 0040-2389 eISSN 2683-5665  
Scientific and professional journal of the Union of textile engineers and technicians of Serbia

Godina LXX • Broj 4 • Beograd 2022 • Strana 1-84 • Tiraž 100

Izdavač: SAVEZ INŽENJERA I TEHNIČARA TEKSTILACA SRBIJE

11000 Beograd, Kneza Miloša 7a/II, tel: 060 715 0305

e-mail: casopistekstilnaindustrija@gmail.com

Tekući račun: 295-1201292-77 Srpska banka

Štampa: M studio, Stara Pazova

Za izdavača: Prof. dr Snežana Urošević

Predsednik Izdavačkog saveta: Stanko Kiš, dipl. ing.

Redakcioni savet: Prof. dr Snežana Urošević, dr Ana Jelić-Aksentijević, dr Danijela Paunović, dr Gordana Čolović

Glavni i odgovorni urednik: Prof. dr Snežana Urošević

Lektor: Bojana Pejčić, M.Sc.

Tehnički urednik: ing. Aleksandar Sokolović

Dizajn korica: ing. Aleksandar Sokolović

## REDAKcioni ODBOR:

Dr Ana Jelić-Aksentijević	Akademija tehničko-umetničkih strukovnih studija Beograd, odsek Visoka tekstilna škola za DTM, Beograd
Dr Andrea Dobrosavljević	OSPIN, Berlin, Germany
Dr Biljana Pejić	Akademija tehničko-umetničkih strukovnih studija Beograd, odsek Visoka tekstilna škola za DTM, Beograd
Dr Danijela Paunović	Akademija tehničko-umetničkih strukovnih studija Beograd, odsek Visoka tekstilna škola za DTM, Beograd
Mr Dragana Frfulanović	Akademija strukovnih studija Južna Srbija, Odsek za tehnološke i umetničke studije, Leskovac
Dr Dušan Trajković	Tehnološki fakultet, Leskovac
Dr Gordana Čolović	Akademija tehničko-umetničkih strukovnih studija Beograd, odsek Visoka tekstilna škola za DTM, Beograd
Dr Gordana Kokeza	Tehnološko-metalurški fakultet, Beograd
Dr Ineta Nemeša	TF "Mihajlo Pupin" Zrenjanin
Dr Jovan Stepanović	Tehnološki fakultet, Leskovac
Dr Koviljka Asanović	Tehnološko-metalurški fakultet, Beograd
Dr Nada Štrbac	Tehnički fakultetu u Boru, Bor
Dr Nemanja Kašiković	Fakultet tehničkih nauka, Novi Sad
Dr Mirjana Kostić	Tehnološko-metalurški fakultet, Beograd
Dr Snežana Urošević	Tehnički fakultet u Boru, Bor
Dr Tatjana Šarac	Tehnološki fakultet, Leskovac
Herbert Kranjc	Pančevo
Dr Marina Kocareva	Akademija tehničko-umetničkih strukovnih studija Beograd, odsek Visoka tekstilna škola za DTM, Beograd
Ranisavljev	Institut CIS Srbije, Beograd
Dr Mirjana Reljić	Tehnološki fakultet, Leskovac
Dr Nenad Čirković	Akademija strukovnih studija Južna Srbija, Odsek za tehnološke i umetničke studije, Leskovac
Dr Nebojša Ristić,	Tehnički fakultet u Boru, Bor
Dr Milovan Vuković	Ekonomsko poslovna fakulteta, Maribor
Dr Bruno Završnik	Pamukkale University, Buldan Vocational School, Fashion & Design Programme, Buldan Denizli, Turkey
Dr Gizem Karakan Günaydin	Tehnološko-metalurški fakultet, Skopje
Dr Goran Demboski	Akademija nauka i umetnosti Bosne i Hercegovine
Dr Isak Karabegović	Tehnološki fakultet u Banjoj Luci, Bosna i Hercegovina
Dr Svetlana Janjić	Fakultet za dizajn, Trzin, Slovenija
Dr Damjana Celcar	Fakulteta za strojništvo, Maribor
Dr Zoran Stjepanović	Faculty of Energy Engineering and Industrial Management, University of Oradea, Romania
Dr Liliana Indrie	Faculty of Technics and Technologies, Trakia University, Bulgaria
Dr Zlatina Kazlacheva	Tehnološko-tehnički fakultet, Štip, Severna Makedonija
Dr Sanja Risteski	Tehnološko-tehnički fakultet, Štip, Severna Makedonija
Dr Elsayed Elnashar	Faculty of Specific Education, Kafrelsheikh University, Egypt
Dr Panagiotis Kyratsis	University of Western Macedonia, Greece
Dr Nuno Belino	University of Beira Interior, Faculty of Engineering, Covilhã, Portugal
Dr Boris Mahltig	Hochschule Niederrhein, Faculty of Textile and Clothing Technology Monchengladbach, Germany
Dr Victoria Vlasenko	Kyiv National University of Technologies and Design, Kyiv, Ukraine
Dr Emilia Visileanu	Nacional Research and Development Institute for Textiles and leather, Bucharest, Romania
Dr Vineta Srebrenkoska	Tehnološko-tehnički fakultet, Štip, Severna Makedonija
Dr Tuba Alpyıldız	Dokuz Eylül University Textile Engineering Department, Buca Izmir, Turkey

## SADRŽAJ

Reč urednika .....	3
Boris Mahltig, Giulia Leuchtges, Pauline Holstein	
<b>T-SHIRTS – AN OVERVIEW AND COMMENTS ON PRICE RANGE, FUNCTIONAL MATERIALS AND EUROPEAN PRODUCTION</b> .....	4
Emine Kanberöglü, Ayçin Asma, Naz Kadinkız, Ertuğrul Polat, Muhammet Uzun	
<b>DESIGN AND CHARACTERIZATION OF TENCEL-BASED SEERSUCKER FABRICS</b> .....	14
Sara Srebrenkoska, Vladimir Dukovski	
<b>DEFECTS FORMATION IN AUTOMATED FIBER PLACEMENT TECHNOLOGY</b> .....	22
Dušan Nešić, Dragan Tanasković, Miloš Vorkapić	
<b>APPLICATION OF SELF-ADHESIVE CONDUCTIVE MATERIAL ON TEXTILES</b> .....	28
Emilija Toshikj, Bojan Prangoski	
<b>IGREY LEVEL CO-OCCURRENCE MATRIX (GLCM) FOR TEXTILE PRINT ANALYSIS</b> .....	34
Sanja Risteski, Vineta Srebrenkoska, Cvetanka Garevska	
<b>HANDMADE CRAFTS THROUGHOUT HISTORY AND ITS REDESIGN INTO A MODERN FEMALE MODEL</b> .....	41
Jordan Efremov, Marija Kertakova, Vangja Dimitrijeva Kuzmanovska	
<b>DIFFERENT ASPECTS OF FASHION</b> .....	48
Violeta Stefanović, Ivana Mladenović-Ranisavljević	
<b>LEGAL FRAMEWORK AND APPLICATION OF STANDARDS AS INFLUENTIAL FACTORS OF MANAGEMENT OF THE OCCUPATIONAL SAFETY AND HEALTH SYSTEM IN TEXTILE ORGANIZATIONS</b> .....	55
Marina Jovanović	
<b>OVERCOMING THE DIFFICULTIES CAUSED BY THE COVID-19 PANDEMIC BY USING ADAPTED MARKETING LOGISTICS IN THE "ZARA" COMPANY</b> .....	63
Vesti i informacije .....	72
Tržište tekstila .....	75
Uputstva autorima .....	81





1868 - 2022

# tekstilna industrija

Naučni i stručni časopis tekstilne industrije UDK 677+687 ISSN 0040-2389 eISSN 2683-5665  
Scientific and professional journal of the Union of textile engineers and technicians of Serbia

Volume LXX • Number 2 • Beograd 2022 • Page 1-84 • Printing 100  
Publisher: Textile Engineers and Technicians Union of the Republic Serbia  
Editorial offices: Serbia, 11000 Beograd, Kneza Miloša 7a/II, tel: 060 715 0305  
e-mail: casopistekstilnaindustrija@gmail.com

**For publisher:** Snežana Urošević, Ph.D.

**President of the Publishing Council:** Stanko Kiš, dip.ing.

**Editorial Council:** Snežana Urošević, Ph.D., Ana Jelić-Aksentijević, Ph.D., Danijela Paunović, Gordana Čolović, Ph.D.

**Editor in Chief:** Snežana Urošević, Ph.D.

**Translation:** Bojana Pejčić M.Sc.

**Technical Editor:** Aleksandar Sokolović, ing.

**Cover design:** Aleksandar Sokolović, ing.

## EDITORIAL BOARD:

Ana Jelić-Aksentijević Ph.D.	Academy of Technical and Artistic Vocational Studies Belgrade, Department of High Textile School for DTM
Andrea Dobrosavljević, Ph.D.	OSPIN, Berlin, Germany
Biljana Pejić, Ph.D.	Academy of Technical and Artistic Vocational Studies Belgrade, Department of High Textile School for DTM
Danijela Paunović Ph.D.	Academy of Technical and Artistic Vocational Studies Belgrade, Department of High Textile School for DTM
Dragana Frfulanović, Mr	Academy of Vocational Studies South Serbia, Department of Technological and Artistic Studies, Leskovac
Dušan Trajković Ph.D.	Faculty of Technology, Leskovac
Gordana Čolović Ph.D.	Academy of Technical and Artistic Vocational Studies Belgrade, Department of High Textile School for DTM
Gordana Kokeza Ph.D.	Faculty of Technology and Metallurgy, Belgrade
Ineta Nemeša Ph.D.	Technical Faculty "Mihajlo Pupin", Zrenjanin
Jovan Stepanović Ph.D.	Faculty of Technology, Leskovac
Koviljka Asanović Ph.D.	Faculty of Technology and Metallurgy, Belgrade
Nada Štrbac Ph.D.	Technical Faculty, Bor
Nemanja Kašiković Ph.D.	Faculty of Technical Sciences, Novi Sad
Mirjana Kostić Ph.D.	Faculty of Technology and Metallurgy, Belgrade
Snežana Urošević Ph.D.	Technical Faculty, Bor
Tatjana Šarac, Ph.D.	Faculty of Technology, Leskovac
Herbert Kranjc	Pančevo
Marina Kocareva	Academy of Technical and Artistic Vocational Studies Belgrade, Department of High Textile School for DTM
Ranisavljev Ph.D.	Institut CIS Srbije, Belgrade
Mirjana Reljić Ph.D.	Faculty of Technology, Leskovac
Nenad Čirković Ph.D.	Academy of Vocational Studies South Serbia, Department of Technological and Artistic Studies, Leskovac
Nebojša Ristić Ph.D.	Technical Faculty, Bor
Milovan Vuković Ph.D.	Faculty of Economics and Business, Maribor
Bruno Završnik Ph.D.	Faculty of Technology and Metallurgy, Skoplje
Goran Demboski Ph.D.	Pamukkale University, Buldan Vocational School, Fashion & Design Programme, Buldan Denizli, Turkey
Gizem Karakan Günaydin Ph.D.	Academy of Sciences and Arts of Bosnia and Herzegovina
Isak Karabegović Ph.D.	Faculty of Technology, Banja Luka, Bosna i Herzegovina
Svetlana Janjić Ph.D.	University „Goce Delchev“, Faculty of technology, Shtip, North Macedonia
Sanja Risteski, Ph.D.	Faculty of Design, Trzin, Slovenia
Damjana Celcar Ph.D.	Faculty of Mechanical Engineering, Maribor
Zoran Stjepanović Ph.D.	Faculty of Energy Engineering and Industrial Management, University of Oradea, Romania
Liliana Indrie Ph.D.	Faculty of Technics and Technologies, Trakia University, Bulgaria
Zlatina Kazlacheva Ph.D.	Faculty of Specific Education, Kafrelsheikh University, Egypt
Elsayed Elnashar Ph.D.	University of Western Macedonia, Greece
Panagiotis Kyratsis, Ph.D.	University of Beira Interior, Faculty of Engineering, Covilhã, Portugal
Nuno Belino Ph.D.	Faculty of Engineering, Covilhã, Portugal
Boris Mahltig Ph.D.	Hochschule Niederrhein, Faculty of Textile and Clothing Technology Monchengladbach, Germany
Victoria Vlasenko Ph.D.	Kyiv National University of Technologies and Design, Kyiv, Ukraine
Emilia Visileanu Ph.D.	Nacional Research and Development Insitute for Textiles and leather, Bucharest, Romania
Vineta Srebrenkoska Ph.D.	University „Goce Delchev“, Faculty of technology, Shtip, North Macedonia
Tuba Alpilydiz Ph.D.	Dokuz Eylul University Textile Engineering Department, Buca Izmir, Turkey

## CONTENT

Editorial Council .....	3
Boris Mahltig, Giulia Leuchtges, Pauline Holstein <b>T-SHIRTS – AN OVERVIEW AND COMMENTS ON PRICE RANGE, FUNCTIONAL MATERIALS AND EUROPEAN PRODUCTION</b> .....	4
Emine Kanberoğlu, Ayçin Asma, Naz Kadıncık, Ertuğrul Polat, Muhammet Uzun <b>IDESIGN AND CHARACTERIZATION OF TENCEL-BASED SEERSUCKER FABRICS</b> .....	14
Sara Srebrenkoska, Vladimir Dukovski <b>INTEGRATION OF CSR AND SDG IN CREATING ADDED VALUE OF THE TEXTILE INDUSTRY</b> .....	22
Dušan Nešić, Dragan Tanasković, Miloš Vorkapić <b>APPLICATION OF SELF-ADHESIVE CONDUCTIVE MATERIAL ON TEXTILES</b> .....	28
Emilija Toshikj, Bojan Prangoski <b>GREY LEVEL CO-OCCURRENCE MATRIX (GLCM) FOR TEXTILE PRINT ANALYSIS</b> .....	34
Sanja Risteski, Vineta Srebrenkoska, Cvetanka Garevska <b>HANDMADE CRAFTS THROUGHOUT HISTORY AND ITS REDESIGN INTO A MODERN FEMALE MODEL</b> ....	41
Jordan Efreinov, Marija Kertakova, Vangja Dimitrijeva Kuzmanovska <b>DIFFERENT ASPECTS OF FASHION</b> .....	48
Violeta Stefanović, Ivana Mladenović-Ranisavljević <b>LEGAL FRAMEWORK AND APPLICATION OF STANDARDS AS INFLUENTIAL FACTORS OF MANAGEMENT OF THE OCCUPATIONAL SAFETY AND HEALTH SYSTEM IN TEXTILE ORGANIZATIONS</b> .....	55
Marina Jovanović <b>OVERCOMING THE DIFFICULTIES CAUSED BY THE COVID-19 PANDEMIC BY USING ADAPTED MARKETING LOGISTICS IN THE “ZARA” COMPANY</b> .....	63
New and information .....	72
Textile market .....	75
Instruction to autors .....	81



THE MINISTRY OF EDUCATION, SCIENCE AND TECHNOLOGICAL DEVELOPMENT PARTICIPATED IN FINANCING OF THE JOURNAL

# APPLICATION OF SELF-ADHESIVE CONDUCTIVE MATERIAL ON TEXTILES

Dušan Nešić<sup>1\*</sup>, Dragan Tanasković<sup>1</sup>, Miloš Vorkapić<sup>1</sup>

<sup>1</sup> University of Belgrade, Institute of Chemistry, Technology and Metallurgy,  
Centre of Microelectronic Technologies, Belgrade, Serbia  
\*e-mail: nesicad@nanosys.ihtm.bg.ac.rs

**Review paper**  
UDC: 677+620:621.3  
DOI: 10.5937/tekstind2204028N



**Abstract:** A basic overview of electronics on textiles is given with an emphasis on self-adhesive conductive materials and their characteristics. It is kept on materials, self-adhesive conductive textiles and metal tapes and foils, which can be easily obtained. Their advantages compared to other techniques for electronics on textiles are described. The proposed structure is for the microwave area, which is a demanding area with regard to high frequencies.

**Keywords:** Electronic textile, Conductive textile, Copper tape, Filters, Microwaves.

## PRIMENA SAMOLEPLJIVOG PROVODNOG MATERIJALA NA TEKSTILU

**Apstrakt:** Dat je osnovni pregled elektronike na tekstilu sa akcentom na samolepljivim provodnim materijalima i njihovim karakteristikama. Zadržano je na materijalima, samolepljivom provodnom tekstilu i metalnim trakama i folijama, koji se mogu lako nabaviti. Opisane su njihove prednosti u poređenju sa ostalim tehnikama kod elektronike na tekstilu. Predstavljena je struktura za oblast mikrotalasa što je zahtevna oblast s obzirom na visoke frekvencije.

**Ključne reči:** Elektronika na tekstilu, provodni tekstil, bakarna traka, filtri, mikrotalasi.

### 1. INTRODUCTION

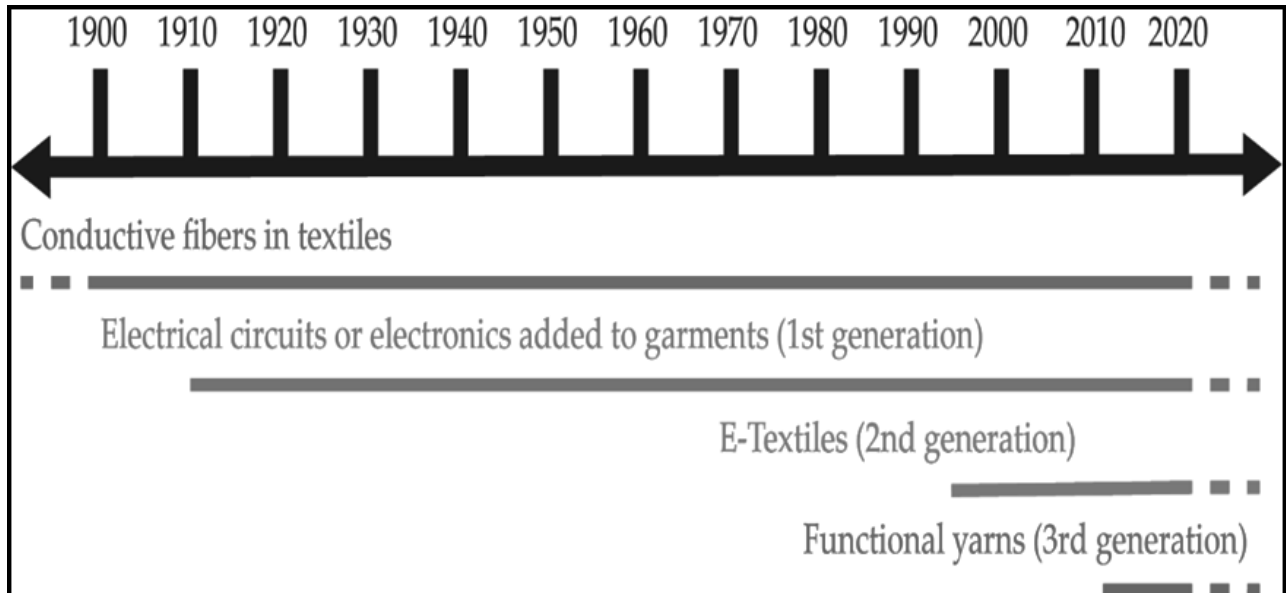
Electronic textile is increasingly used in modern electronics [1-17]. The field developed very quickly and acquired a large number of applications from ordinary life to special medical controls. This substrate also has its limitations, which are reflected in the variation of up to 10% of the values of parameters such as dielectric constant and thickness [6]. It can make problems in simulation. Problem can also be with washing and friction.

Primarily, it was for EM shielding. The electronic textiles (*E-textiles*, *Textronix*) strict definition is where electronically conductive fibers or components are incorporated into a textile. *Smart textile* has some kind of intelligence, *functional yarns*. A historical development of electronic textiles is presented in Fig. 1 [11].

Conductive structures techniques on textiles can be generally divided into:

- Conductive layers, tapes and foils, which are glued (often self-adhesive) to the textile substrate.
- Conductive inks and pastes that are applied as surface colors to the basic textile substrate. (A textile that has been treated to be conductive can also itself be used for bonding to a basic textile substrate as an adhesive conductive layer).
- Conductive thread that is embroidered into the textiles (for example [17]).

The advantages of self-adhesive conductive tapes and foils compared to the other two mentioned techniques are:



**Figure 1:** A historical development of electronic textiles [11]

- The special self-adhesive tape as a sacrificial layer enables the transfer of the formed conductive structure to textile surfaces. It also solves the problem of large areas, such as clothes, as well as curved surfaces where it is impossible to easily cut.
- The definition of thickness of the conductive layer is like in common electronic structures such as PCB (printed circuit board). It obtains better definition of the layer and better simulation.
- Easy for conductive connections in case of conductive glue. Creation of a multilayer structure of the conductive layer that increases the conductivity [13] or electrically connects parts of the structure [14-16].
- Good for general multilayer, conductive and dielectric layers in levels.
- The self-adhesive conductive layer enables the detachment of the conductive layer and the re-formation of a new one without damaging the basic substrate. It is possible to peel off the conductive layer together with the bond without damaging the basic substrate.

The use of conductive textiles as metallization is very actual [8-10,13-16]. It lags behind pure metal in conductivity but also has advantages. The advantage over the pure metal layer is primarily in the flexibility and mechanical resistance coupled with the use of textiles [9,10,13].

Despite this, the use of self-adhesive metal tapes, especially copper but also aluminum, are very current.

The biggest advantage over conductive textiles is higher conductivity, but also easier bonding, especially copper with common soldering. The disadvantage is a tendency to wrinkles the copper while the conductive textile remains flat.

Both self-adhesive conductive textile and self-adhesive copper tape give the possibility of easy removal of the conductive structure and installation of a new one without damaging the substrate.

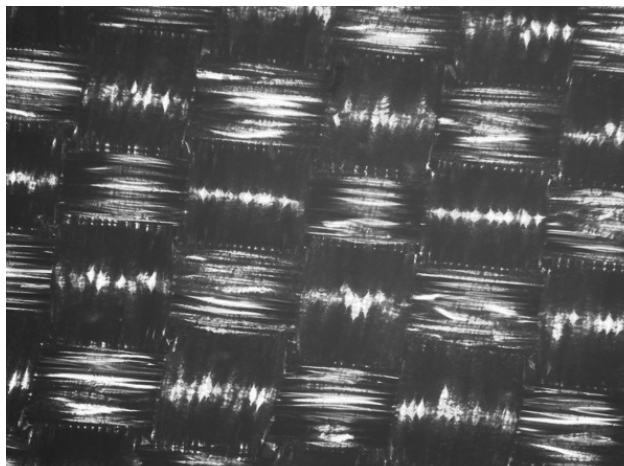

The example application is on microwave structures like in [14], but can be also on lower frequencies. The microwave structure is taken as an example as the most demanding due to the high frequencies.

## 2. MATERIALS

Self-adhesive conductive tapes and foils are selected for application. The grid conductive cloth tape (*Xinst0402/12, Shenzhen Xinst Technology Co., Ltd*) total thickness (textile + conductive glue) 120  $\mu\text{m}$  was used for conductive textiles with conductive adhesive. The conductivity of a given textile with a copper-nickel structure and polyester is about  $10^5$  S/m. A photograph of the surface and its photomicrograph is shown in Fig. 2. The disadvantage is the presence of plastic that makes it difficult to common soldering or bonding with silver epoxy paste.

The copper tape (copper 30  $\mu\text{m}$  + non-conductive glue 30  $\mu\text{m}$ ). Now, the copper tape with conductive glue is available. The copper bulk conductivity is  $58 \cdot 10^6$  S/m but usually chosen  $18 \cdot 10^6$  S/m.


The patterns were done in handmade cutting using precision scalpel and a drawing table Fig. 3. The



**Figure 2:** Photography and microscopic photography of conductive textiles (Motic 100x) [14]

dielectric constant of the used felt substrate is below 1.5, in our case between 1.2 and 1.3. Since the thickness is not small (actually about 0.85 mm) the 50 Ω line is about 3.5 mm. The step in manual cutting is 0.5 mm, so the maximum error is 0.250 mm.

There is a tendency to wrinkles the copper while the conductive textile remains flat after cutting, as can be seen in Fig. 4. It is one advantage over the pure metal layer.



**Figure 3:** One precision scalpel and a drawing table for handmade cutting [14]

Arrows are position of the short-circuited edge conductive textile.

The special self-adhesive tape (*Scotch Removable*) as a sacrificial layer enables the transfer of the formed conductive structure to textile surfaces, Fig. 5. It also solve the problem of large areas, such as clothes, as well as curved surfaces where it is impossible to easily cut.




**Figure 4:** Copper and conductive textiles cut with a precision scalpel

There is a tendency to wrinkles the copper while the conductive textile has remained flat [14].

### 3. APPLICATION ON MICROWAVE FILTERS


In Fig. 6 photos from above and below of the filter with copper strip are given. Wrinkled copper surface can be seen. In Fig. 7 is a photograph of the structures with conductive textiles. You can see the use of short-circuited edges using conductive textiles (gray) with conductive glue in both cases, similar to that in [13-16]. Even the author's work [14] was published before [16].

For better soldering, Fig.8, next to the connector is copper, which is partly covered with the conductive textiles. SMA connectors above and below are presented in details. Soldering on conductive textiles is more difficult, so copper is placed in the first part.



- Self-adhesive removable transparent tape is glued to conductive textiles. Only supporting white paper carrying conductive textiles can be seen.
- The supporting white paper was removed and the entire construction was glued to the substrate (felt).
- Removed transparent tape (below).

**Figure 5:** Using a special self-adhesive tape as a sacrificial layer




**Figure 6:** Structure with copper strip from above and below [14]

Short-circuited edges conductive textiles, gray, with conductive glue can be seen in lower part of figures. Wrinkled copper surface can also be seen.

There is a general problem with joining SMA connectors due to the nature of the material. The textile conductor is difficult to solder, and the problem is the



low resistance to high temperatures of the basic textile and the glue. Sometimes silver-epoxy can be a better choice, but only for copper, not our conductive textiles. The problem can also be the stiffness and dimensions of the SMA connector, so the solution can be miniature SMA connectors as in [17] or try without the connector using strips with conductive glue.



**Figure 7:** Structure with conductive textiles from above. One can see the use of shorting on the edge [14]

## CONCLUSION

The advantage of conductive textiles is the applicability of electronics to clothes and other textile materials, while making them functional for use. The lack is a textile material as a substrate that does not have



**Figure 8:** SMA connector details above and below the conductive textile filter [14]

The copper is placed in the first part.

a precisely defined thickness and dielectric constant. Some problems can be with washing and friction.

The biggest advantage of copper tape over conductive textiles is higher conductivity, but also easier bonding of copper with common soldering. It is problem with connector bonding due to the nature of the material (difficult bonding of textile conductor and also low resistance to high temperatures of textiles and glue).

The problem can also be the stiffness and dimensions of the SMA connector, so the solution can be miniature SMA connectors or try without the connector using strips with conductive glue.

The advantages over other techniques such as applying conductive ink or paste and embroidery with conductive thread are:

- By applying a special self-adhesive tape as a sacrificial layer, it is possible to transfer the formed conductive structure in the form of a self-adhesive conductive layer to surfaces where etching or other invasive shaping methods are difficult to perform.
- The definition of thickness of the conductive layer is like in common electronic structures (better simulations).
- Easy for conductive connections in case of conductive glue. Creating a multilayer structure with a conductive layer that increases conductivity or electrically connects parts of the structure.
- Good for general multilayer, conductive and dielectric layers in levels.
- The self-adhesive conductive structure allows removing or even repairing the conductive layer and forming a new one without damaging the substrate.

The microwave structure is taken as an example as the most demanding due to the high frequencies.

The branches are short-circuited with a conductive strip on the edge (short-circuited edge).

## ACKNOWLEDGEMENT

The authors thank to V. Milosević (Institute of Physics, Belgrade) for help in measuring and I. Mladenović in microscope photography. This work was financially supported by the Ministry of Education, Science and Technological Development of the Republic of Serbia (Grant No. 451-03-68/2022-14/200026).

## REFERENCES

- [1] Ehrmann, G., Ehrmann A. (2021). Electronic Textiles, *Encyclopedia*, 1, 115–130.
- [2] Ruckdashel, R.R., Venkataraman, D., Hoon Park J. (2021). Smart textiles: A toolkit to fashion the future", *J. Appl. Phys.*, 129, 130903.
- [3] Ismar, E., Bahadir, S.K., Kalaoglu, F., Koncar V. (2020). Futuristic Clothes: Electronic Textiles and Wearable Technologies, *Global Challenges*, 4, 1900092.
- [4] Kan, C.-W., La, Y.-L. (2021). Future Trend in Wearable Electronics in the Textile Industry, *Appl. Sci.*, 11, 3914.
- [5] Volakis, J. L. (2021). Conductive Textile for Wearable Electronics", *IEEE Miami Section*.
- [6] Cupal, M., Raida Z. (2020). Frequency Limits of Textile-Integrated Components", *23rd International Microwave and Radar Conference (MIKON)*.
- [7] Choudhry, N.A., Arnold, L.N., A. Rasheed, A., Khan I. A., Wang, L. (2021). Textronics, A Review of Textile-Based Wearable Electronics, *Adv. Eng. Mater.* 2100469.
- [8] Lund, A., Wu, Y., Fenech-Salerno, B., Torrisi, F., Carmichael, T. B., Müller, C. (2021). Conducting mate-

- rials as building blocks for electronic textiles, *MRS Bulletin*, vol. 46.
- [9] Monti, G., Corchia, L., Tarricone, L. (2013). Fabrication techniques for wearable antennas, *European Microwave Conference*.
- [10] Krifa, M. (2021). Electrically Conductive Textile Materials-Application in Flexible Sensors and Antennas, *Textiles*, 1, 239–257.
- [11] Hughes-Riley, T., Dias, T., Cork, C. (2018). A Historical Review of the Development of Electronic Textiles, *Fibers*, 6, 34.
- [12] Savić, K., Stojanović, O., Savić Pojužina, M., J. Simeunović, J. (2020). Inteligentni tekstil i odeća za sport, *Tekstilna industrija*, 70(3), 44-51.
- [13] Ha, H. (2020). Applying the Multilayer Textile Conductor Technique to Improve the Wearable Passive RF Devices”, Bachelor’s Thesis, *Tampere University of Applied Sciences Energy and Environmental Engineering*.
- [14] Nestic, D. (2021). Examples of Wide Microwave Bandpass Microstrip Filters on Felt Substrate, *Proceedings of the International Conference on Microelectronics, ICM (MIEL)*.
- [15] Seager, R.D., Chauraya, A., Zhang, S., Whittow, W., Vardaxoglou, Y. (2013). Flexible radio frequency connectors for textile electronics, *Electronics Letters*, 49(22), 1371–1373.
- [16] Dang, Q.H., Chen, S.J., Zhu, B., Fumeaux C. (2022). Shorting Strategies for Wearable Textile Antennas, *IEEE Antennas Propagation Magazine*, 84-98.
- [17] Ali, A.E. Stojanovic, G.M. Jeoti, V., Sekulic D., Sinha A. (2022). Impact of Various Wearability Conditions on the Performances of Meander-Line Z-Emroidered Antenna, *International Journal of Antenna and Propagation*, Volume 2022, Article ID 6741689, 15 pages.

---

Primljeno/Received on: 04.11.2022.

Revidirano/ Revised on: 30.11.2022.

Prihvaćeno/Accepted on: 05.12.2022.

---

© 2021 Authors. Published by Union of Textile Engineers and Technicians of Serbia. This article is an open access article distributed under the terms and conditions of the Creative Commons Attribution 4.0 International license (CC BY) (<https://creativecommons.org/licenses/by/4.0/>)