

Praktični aspekti otvorene nauke - - razmišljanja jednog hemičara

Matija Zlatar

Univerzitet u Beogradu – Institut za hemiju, tehnologiju i metalurgiju

Institut of nacionalnog značaja za republiku Srbiju

matija.zlatar@ihtm.bg.ac.rs



Zajednica otvorene nauke Srbije (OSCS)

08.02.2023



Република Србија

Министарство просвете,
науке и технолошког развоја

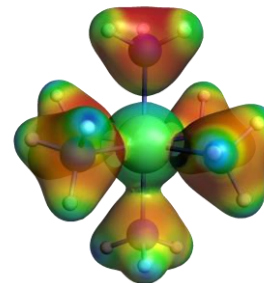


Predstavljanje



- Naučni savetnik (2022), IHTM
- Dr.rer.nat. (2010), Univerzitet u Friburu, Švajcarska
- Diplomirani hemičar (2005), Hemijski fakultet

- Računarska i teorijska hemija
- Molekulsko modelovanje
- Koordinaciona hemija



- Administrator repozitorijuma IHTM-a (CeR), 2019-
- Član NV IHTM
- Koordinator Transformacionog tima IHTM



Otvorena nauka – kako je počelo (lična perspektiva)



CER - Centralni Repozitorijum IHTM-a
Institut za hemiju, tehnologiju i metalurgiju



🏠 CER

CER - Repozitorijum IHTM-a

CeR (Centralni Repozitorijum) je digitalni repozitorijum Instituta za hemiju, tehnologiju i metalurgiju, L otvoreni pristup publikacijama, kao i ostalim rezultatima nastalim u okviru projekata koje se izvode na

Centralni Repozitorijum
IHTM-a
05.02.2019

Article archivé

1 message

RAPPAZ Francois <francois.rappaz@unifr.ch>
To: ZLATAR Matija <matija.zlatar@unifr.ch>

Wed, Sep 3, 2008 at 4:17 P M

Bonjour Monsieur,

J'ai pris la liberté d'archiver l'article ci-dessous sur rero doc.
Merci de me signaler tout problème.

Molecular mechanics study of nickel(ii) octaethylporphyrin adsorbed on graphite (0001)
url : http://doc.rero.ch/search.py?p=990__a:20080903155619-NA

Pour retrouver des travaux déposés sur les serveurs de documents académiques, utilisez par exemple BASE
<http://www.base-search.net/index.php?i=a> (Ensemble des serveurs consultables par BASE: http://base.ub.uni-bielefeld.de/about_sources_en_date_up.html)

Bonne journée

François Rappaz

Centre de documentation de la Faculté des Sciences
Université de Fribourg
DokPe - Dokumentationszentrum der Naturwissenschaftlichen Fakultät Universität
Freiburg
Pérolles CH-1700 Fribourg Switzerland

Dani otvorene nauke
18-19.10.2018

----- Forwarded message -----

From: **Lynn Kamerlin** <lynn.kamerlin@kemi.uu.se>
Date: Tue, Oct 30, 2018 at 5:11 PM
Subject: Do you want to sign our Open Letter on Plan S
To: Lynn Kamerlin <lynn.kamerlin@kemi.uu.se>

Dear Colleagues,

You may have heard about 'Plan S', which was announce on September 4 2018.

1.2.1. Data usage

- Elaborate on data usage in the proposed Project. Provide answers to all q TMMagCat will be entirely devoted to the principles of Open Science. All research dat conform to the FAIR (findable, accessible, interoperable, and re-usable) principles.
 - What types of data will the Project generate/collect?

Poziv IDEJE Fonda za nauku
07.10.2020



Search in fulltext
 Save the selected filter for next search

Refine my results

Document type

Articles (20)

Sorted by: Date of deposit ▾

20 results



Postprint

[Dissociative electron attachment and electronic excitation in Fe\(CO\)5](#)

Allan, Michael ; Lacko, M. ; Papp, P. ; Matejčik, Š. ; Zlatar, Matija ; Fabrikant, Ilya I. ; Kočišek, J. ; Fedor, Juraj

In: Physical Chemistry Chemical Physics, 2018, vol. 20, no. 17, p. 11692–11701

In a combined experimental and theoretical study we characterize dissociative electron attachment (DEA) to, and electronically excited states of, Fe(CO)5. Both are relevant for electron-induced degradation of Fe(CO)5. The strongest DEA channel is cleavage of one metal–ligand bond that leads to production of Fe(CO)4–. High-resolution spectra of Fe(CO)4– reveal fine structures at

Otvorena nauka

- Otvoreni podaci
- Otvoreni pristup radovima
- Otvoreni softver (open source)
- Otvorene recenzije
- Otvoreni resursi za edukaciju
- Otvoreni materijali
- Otvorena infrastruktura
- Otvorene inovacije
- ...

OTVORENO ZNANJE

- Transparentnost
- Reproducibilnost
- Odgovornost
- Politike otvorene nauke
- Diseminacija
- Saradnja
- Ponovna upotreba rezultata
- Povećanje kvaliteta
- ...

- Intelektualna svojina
- Neko drugi dobija detaljne rezultate vašeg rada besplatno ?
- Vreme, plaćanje?

Nerazumevanje

Otvoreni pristup radovima

Copper(II) and silver(I) complexes with dimethyl 6-(pyrazine-2-yl)pyridine-3,4-dicarboxylate (py-2pz): the influence of the metal ion on the antimicrobial potential of the complex



Tina P. Andrejević, ^a Ivana Aleksic, ^b Jakob Kljun, ^c Marta Počkaj, ^c Matija Zlatac,
^d Sandra Vojnovic, ^b Jasmina Nikodinovic-Runic, ^b Iztok Turel, ^{*c} Miloš I. Djuran ^{*e}
and Biljana Đ. Glišić ^{*a}

Author affiliations

Abstract

Dimethyl 6-(pyrazine-2-yl)pyridine-3,4-dicarboxylate (py-2pz) was used as a ligand for the synthesis of new copper(II) and silver(I) complexes, $[\text{CuCl}_2(\text{py-2pz})_2]$ (**1**), $[\text{Cu}(\text{CF}_3\text{SO}_3)(\text{H}_2\text{O})(\text{py-2pz})_2]\text{CF}_3\text{SO}_3 \cdot 2\text{H}_2\text{O}$ (**2**), $[\text{Ag}(\text{py-2pz})_2]\text{PF}_6$ (**3**) and $\{[\text{Ag}(\text{NO}_3)(\text{py-2pz})] \cdot 0.5\text{H}_2\text{O}\}_n$ (**4**). The complexes were characterized by spectroscopic and electrochemical methods, while their structures were determined by single crystal X-ray diffraction analysis. The X-ray analysis revealed the bidentate coordination mode of py-2pz to the corresponding metal ion *via* its pyridine and pyrazine nitrogen atoms in all complexes, while in polynuclear complex **4**, the heterocyclic pyrazine ring of one py-2pz additionally behaves as a bridging ligand between two Ag(I) ions. DFT calculations were performed to elucidate the structures of the investigated complexes in solution. The antimicrobial potential of the complexes **1–4** was



Article HTML

Supplementary files

Supplementary information

PDF (1187K)

Crystal structure data

CIF (385K)

Article information

<https://doi.org/10.1039/D2RA07401J>

Article type	Paper
Submitted	21 Nov 2022
Accepted	19 Jan 2023
First published	01 Feb 2023

This article is Open Access



Citation *RSC Adv.*, 2023, **13**, 4376-4393


- Zlatni (gold open-access)
- Zeleni (Green Open Access) – samostalno arhiviranje
- Platinski
- Hibridni



Centralni repozitorijum IHTM-a



CER - Central Repository
Institute of Chemistry, Technology and Metallurgy



🏠 CER

CER

CeR i.e. Central Repository ICTM is a digital repository of the Institute of Chemistry, Technology and Metallurgy, University of Belgrade, Serbia. CeR provides open access to the publications, as well as to other outputs of the research projects implemented in this institution.

The software platform meets the current requirements that apply to the dissemination of scholarly publications and it is compatible with relevant international infrastructures.

You may use the external application [Authors, Projects, Publications \(APP\)](#) to browse and search authors and funding information. APP also enables metadata export and displays [Altmetric scores](#) and [Dimensions](#), [Scopus](#) and [Web of Science](#) citation counts.

[User Manual](#).

Institutions/Communities

Select an institution/community

[IHTM](#)

Recently Added

Centralni repozitorijum IHTM-a

Sub-communities within this community

[Projekti Fonda za nauku Republike Srbije / Projects of the Science Fund of the Republic of Serbia](#)

Rezultati u okviru projekata finansiranih od strane Fonda za nauku Republike Srbije / Results of the projects funded by the Science Fund of the Republic of Serbia

Collections in this community

[Doktorati \(Nardus\) / Doctoral thesis](#)

[Istraživački podaci / Research data](#)

[Poster / Posters](#)

[Prezentacije / Presentations](#)

[Radovi istraživača pre dolaska u IHTM / Researchers' papers before joining ICTM](#)

[Radovi istraživača / Researchers' publications](#)

[Tehnička rešenja / Technical solutions](#)

Recent Submissions

Centralni repozitorijum IHTM-a

Neki primeri:

- [Poster / Posters \(bg.ac.rs\): Coordination preferences of NNO and NNS Schiff base ligands with Co\(III\) complexes \(bg.ac.rs\)](#)
- [Prezentacije / Presentations \(bg.ac.rs\): Modeling metal-ligand bonds – from ground to excited states \(bg.ac.rs\)](#)
- [Radovi istraživača pre dolaska u IHTM / Researchers' papers before joining ICTM \(bg.ac.rs\)](#)
- [Tehnička rešenja / Technical solutions \(bg.ac.rs\)](#)
- [Istraživački podaci / Research data \(bg.ac.rs\): CCDC 2220150: Experimental Crystal Structure Determination. Crystallographic data for: "Copper\(II\) and silver\(I\) complexes with dimethyl 6-\(pyrazine-2-yl\)pyridine-3,4-dicarboxylate \(py-2pz\): the influence of the metal ion on the antimicrobial potential of the complex" \(bg.ac.rs\)](#)
- [Supporting data for: "Deoxyribonuclease I Inhibitory Properties, Molecular Docking and Molecular Dynamics Simulations of 1-\(Pyrrolidin-2-yl\)propan-2-one Derivatives". Animation of molecular dynamics simulations II. \(bg.ac.rs\)](#)
- [Accepted version of articles Search \(bg.ac.rs\): What Is the Nature of Interactions of BF₄⁻, NO₃⁻, and ClO₄⁻ to Cu\(II\) Complexes with Girard's T Hydrazine? When Can Binuclear Complexes Be Formed? \(bg.ac.rs\)](#)

Centralni repozitorijum IHTM-a

Projekti Fonda za nauku Republike Srbije / Projects of the Science Fund of the Republic of Serbia

BROWSE BY

Authors Titles Subjects

Search within this institution/community:

Science Fund of the Republic of Serbia

Rezultati u okviru projekata finansiranih od strane Fonda za nauku Republike Srbije / Results of the projects funded by the Science Fund of the Republic of Serbia

Collections in this community

[AdCatFC](#)

Advanced Catalysts for Low Temperature Fuel Cells: From Model System to Sustainable Catalysts

[Gramulsen](#)

Graphene-Based Wearable Multiparameter Sensor

[MEMSAERO](#)

MEMS Multisensor Instrument for Aerodynamic Pressure Measurements

[NES](#)

Physicochemical aspects of rhythmicity in neuroendocrine systems: Dynamic and kinetic investigations of underlying reaction networks and their main compounds

[TMMagCat](#)

Tailoring Molecular Magnets and Catalysts Based on Transition Metal Complexes

Recent Submissions

[A Novel Two-Step Electrochemical Deposition Method for Sn-Pd Electrocatalyst Synthesis for a Potential Application in Direct Ethanol Fuel Cells](#)

Lović, Jelena; Eraković Pantović, Sanja; Rakočević, Lazar; Ignjatović, Nenad L.; Dimitrijević, Silvana; Nikolić, Nebojša D. (MDPI, 2023)

Centralni repozitorijum IHTM-a

TMMagCat

BROWSE BY

[Authors](#)[Titles](#)[Subjects](#)

Search within this collection:



Project supported by the Science Fund of the Republic of Serbia through the program IDEAS (#7750288). Principal investigator is Dr. Matija Zlatar

[Submit a new item to this collection](#)

Recent Submissions

[Copper\(II\) and silver\(I\) complexes with dimethyl 6-\(pyrazine-2-yl\)pyridine-3,4-dicarboxylate \(py-2pz\): the influence of the metal ion on the antimicrobial potential of the complex](#)

Andrejević, Tina P.; Aleksić, Ivana; Kljun, Jakob; Počkaj, Marta; Zlatar, Matija; Vojnović, Sandra; Nikodinović-Runić, Jasmina; Turel, Iztok; Đuran, Miloš; Glišić, Biljana (Royal Society of Chemistry (RSC), 2023)

[CCDC 2220150: Experimental Crystal Structure Determination. Crystallographic data for: "Copper\(II\) and silver\(I\) complexes with dimethyl 6-\(pyrazine-2-yl\)pyridine-3,4-dicarboxylate \(py-2pz\): the influence of the metal ion on the antimicrobial potential of the complex"](#)

Andrejević, Tina P.; Aleksić, Ivana; Kljun, Jakob; Počkaj, Marta; Zlatar, Matija; Vojnović, Sandra; Nikodinović-Runić, Jasmina; Turel, Iztok; Đuran, Miloš; Glišić, Biljana (The Cambridge Crystallographic Data Centre (CCDC), 2023)

Centralni repozitorijum IHTM-a - TMMagCat

- [CCDC 2220148: Experimental Crystal Structure Determination. Crystallographic data for: "Copper\(II\) and silver\(I\) complexes with dimethyl 6-\(pyrazine-2-yl\)pyridine-3,4-dicarboxylate \(py-2pz\): the influence of the metal ion on the antimicrobial potential of the complex" \(bg.ac.rs\)](#)
- Abstrakt sa konferencije: [Magnetic anisotropy in pentagonal bipyramidal complexes of first-row transition metal ions \(bg.ac.rs\)](#)
- Poster s konferencije: [Magnetic anisotropy in pentagonal bipyramidal complexes of first-row transition metal ions \(bg.ac.rs\)](#)
- Izveštaj: [TMMagCat - D4.1 Report on the kick-off meeting \(bg.ac.rs\)](#)
- Rad (open-access): [Copper\(II\) and silver\(I\) complexes with dimethyl 6-\(pyrazine-2-yl\)pyridine-3,4-dicarboxylate \(py-2pz\): the influence of the metal ion on the antimicrobial potential of the complex \(bg.ac.rs\)](#)
- Rad (ograničen pristup): [Coordination preferences of NNO and NNS Schiff base ligands with Co\(III\) complexes: Synthesis, characterization and DFT calculation \(bg.ac.rs\)](#)
- Rad (recenzirana verzija): [Coordination preferences of NNO and NNS Schiff base ligands with Co\(III\) complexes: Synthesis, characterization and DFT calculation \(bg.ac.rs\)](#)
- Prezentacija: [Modeling metal-ligand bonds – from ground to excited states \(bg.ac.rs\)](#)

Istraživački podaci za računarsku hemiju



Search by

Text



Enter search term



Find

Sign up

Login

Download

Docs ▾

Open your research to the world

ioChem-BD - The Computational Chemistry Results
Repository

Istraživački podaci za računarsku hemiju

ioChem-BD Create Options

Navigation/Edition Search Reports

Refresh

Type	Description	Creation Date	Handle Pub. Edit
------	-------------	---------------	------------------

Previous version 2.7.1

Added Amber and GROMACS molecular dynamics pac
Added support for Gaussian calculations done without :

Previous version 2.6.6

Improved performance of the Create graphical interf.
Fixed multiple bugs and issues on Create shell clie

Properties

Path **/db/mzlatar**

Name Type

Description State

Owner Group **ihm_gr** Permission

- Saradnja (unutar grupe, više grupa) – deljenje podataka
- Generisanje doi broja
- Embargo – link za recenzenta

[Density functional approximations for consistent spin and oxidation states of oxoiron complexes - Vlahovic - 2020 - International Journal of Quantum Chemistry - Wiley Online Library](#)

DATA ACCESSIBILITY

A data set collection of computational results is available at the **iochem**-bd platform, which can be accessed at www.dx.doi.org/10.19061/iochem-bd-4-10.

Istraživački podaci za računarsku hemiju

PBE, BP86, STZG, STZT and B3LYP level of theory.

Share - copy and redistribute the material in any medium or format. Adapt - remix, transform, and build upon the material for any purpose, even commercially. The licensor cannot revoke these freedoms as long as you follow the license terms.


Please use this identifier to cite or link to this collection:[doi:10.19061/iochem-bd-4-10](https://doi.org/10.19061/iochem-bd-4-10)

This dataset derived results are published in:

Manuscript title: Density functional approximations for consistent spin and oxidation states of oxoiron complexes

Journal: Int. J. Quantum Chem

Search:

Preview	Title	Issue Date	Author(s)	Program	Method(s)	Basis Set	Energy	§
	Complex_1 0_HS_b3ly	11-Nov-2019	<i>Vlahovic, Filip;</i> <i>Universitat de</i>	<i>ADF; 2013;</i> <i>n1</i>	<i>DFT</i>	<i>TZ2P</i>		

- Saradnja (unutar grupe, više grupa) – deljenje podataka
- Generisanje doi broja
- Embargo – link za recenzenta

[ioChem-Find: Oxoiron \(iochem-bd.org\)](https://iochem-bd.org)

[Density functional approximations for consistent spin and oxidation states of oxoiron complexes - Vlahovic - 2020 - International Journal of Quantum Chemistry - Wiley Online Library](#)

DATA ACCESSIBILITY

A data set collection of computational results is available at the **iochem**-bd platform, which can be accessed at www.dx.doi.org/10.19061/iochem-bd-4-10.

Istraživački podaci za računarsku hemiju

ioChem-BD Search by Text Enter search term Find Sign up Login Download

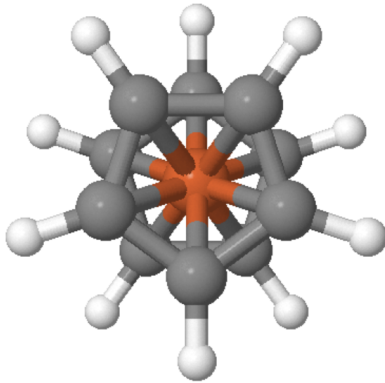
ioChem-Find Universitat de Girona / Metallocenes_Rotating_iron_and_titanium_sandwich_complexes Total items: 310047

Geometry

Actions:

View data

Download geometry



Files in This Item:

File	Size	Format	
test.inp	1.59 kB	ADF file	Download
output.cml	424.46 kB	Chemical Markup Language	Download

JSmol

Metadata:

Title:	Fe_d5d_EDA
Authors:	Vlahovic, Filip Universitat de Girona
Issue Date:	18-Nov-2019
Publisher:	UdG
Description:	eda
URI:	https://www.iochem-bd.org/handle/10/216655
Appears in Collections:	Metallocenes_Rotating_iron_and_titanium_sandwich_complexes

GENERAL INFO

Title: Fe_d5d_EDA
Browse item: <https://www.iochem-bd.org/443/handle/10/216655>
Program: ADF 2013
Author: Vlahovic, Filip; Universitat de Girona
Formula: C 10 H 10 Fe 1
Calculation type: Single point (Phase gas)
Method(s): DFT (OPTX PBEc)
VVN
Core Treatment : Frozen Orbital(s)
Symmetry : D(5D)

ATOM INFO

Atomic coordinates [Å]

ATOM		x	y	z	TYPE	Core
1	Fe	0.0000	0.0000	0.0000		
2	C	0.0000	1.2157	-1.5963		
3	C	-1.1562	0.3757	-1.5963		
4	C	-0.7146	-0.9835	-1.5963		
5	C	0.7146	-0.9835	-1.5963		
6	C	1.1562	0.3757	-1.5963		
7	H	0.0000	2.3015	-1.5726		
8	H	-2.1889	0.7112	-1.5726		
9	H	-1.3528	-1.8620	-1.5726		
10	H	1.3528	-1.8620	-1.5726		
11	H	2.1889	0.7112	-1.5726		
12	C	0.0000	-1.2157	1.5963		
13	C	-1.1562	-0.3757	1.5963		
14	C	-0.7146	0.9835	1.5963		
15	C	0.7146	0.9835	1.5963		
16	C	1.1562	-0.3757	1.5963		
17	H	0.0000	-2.3015	1.5726		
18	H	-2.1889	-0.7112	1.5726		
19	H	-1.3528	1.8620	1.5726		
20	H	1.3528	1.8620	1.5726		
21	H	2.1889	-0.7112	1.5726		

MOLECULAR INFO

Charge 0
Multiplicity 1

JOB ^ | v SCF Converged

Bonding Energy (Summary)
Fit Test
MOs / SFO gross populations
MOs Energies
Mulliken Atomic Charges

[ioChem-Find:
Fe d5d EDA \(iochem-
bd.org\)](https://www.iochem-bd.org)

[ioChem-Find:
Metallocenes Rotating
iron and titanium sand
wich complexes \(iochem-
bd.org\)](https://www.iochem-bd.org)

Hvala vam svima!



Република Србија

Министарство просвете,
науке и технолошког развоја



Science Fund
of the Republic of Serbia

